


# 1. HOW TO MAKE / FELT BALLS

## YOU NEED



soap



bowl




water



wool

⌚ about 40min.



divide  
the wool



into 8



wrap



2-3 drops

soap



pour water



dip

repeat



roll gently

3-4min.



harder



Ø1.5cm



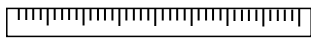
rinse  
and  
dry

## 2. HOW TO MAKE / MOBILE


### YOU NEED



scissors



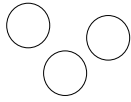
ruler



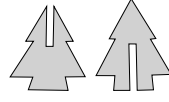
marker

about  
2.5h

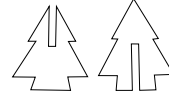
**KIT**



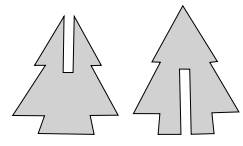
felt balls  
you made



small grey  
tree 3 sets



white tree  
3 sets



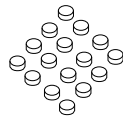
large grey  
tree 1 set



large  
circles



wooden  
bead



white  
circles



orange  
circles



grey  
circles



owl



needle

thread


hoop







80cm


















make a knot




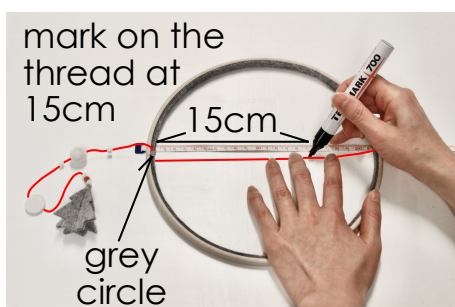


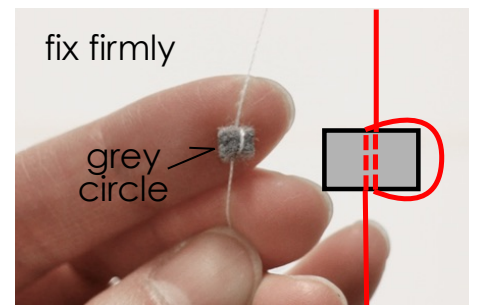
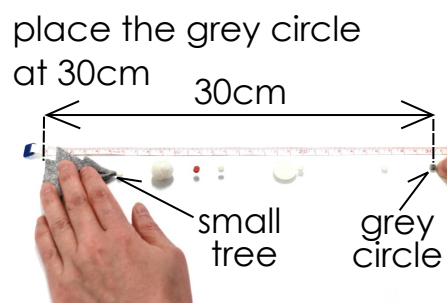
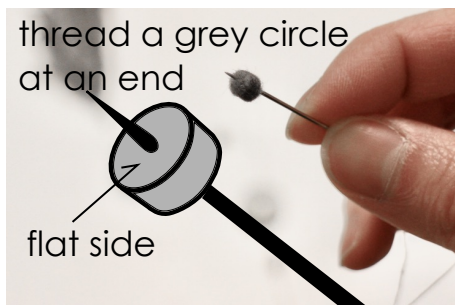

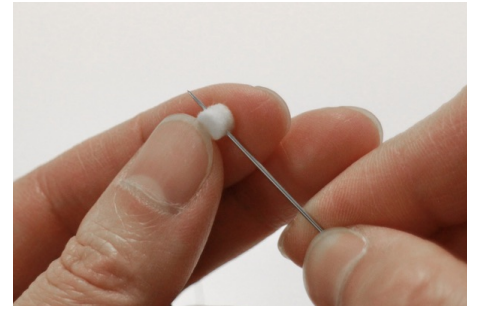
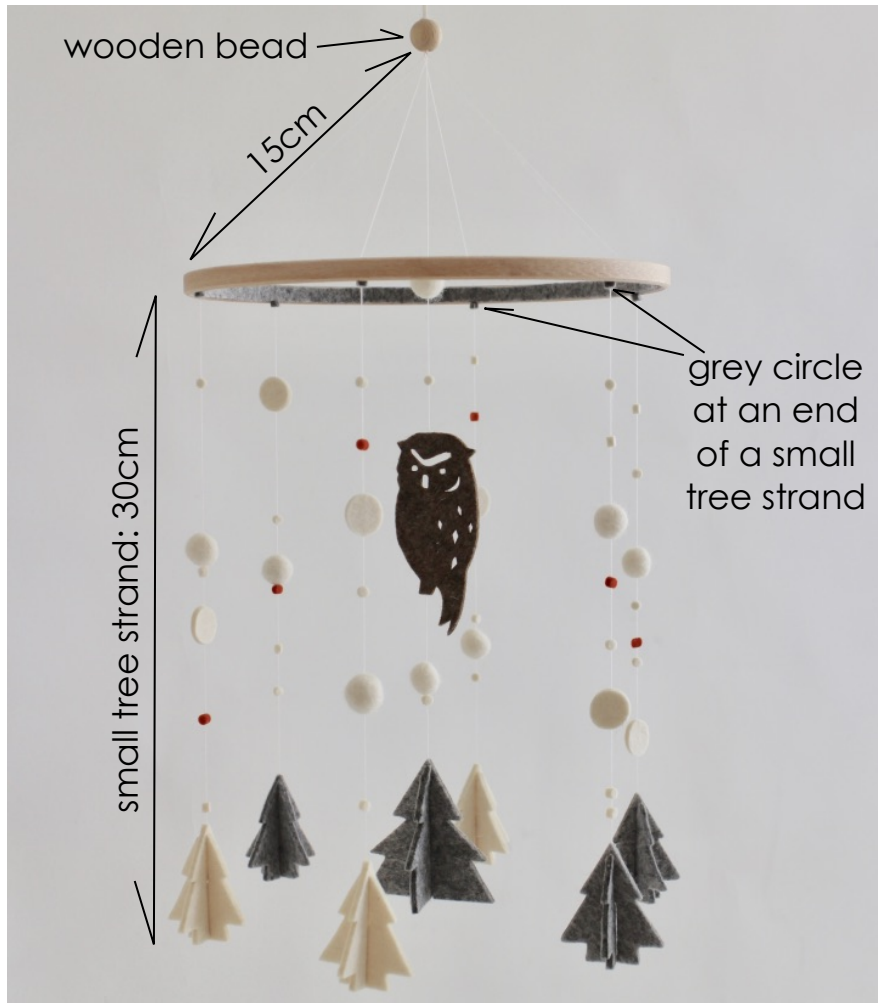
like this













If you have any questions, send a message to [info@aikafeltworks.com](mailto:info@aikafeltworks.com)

